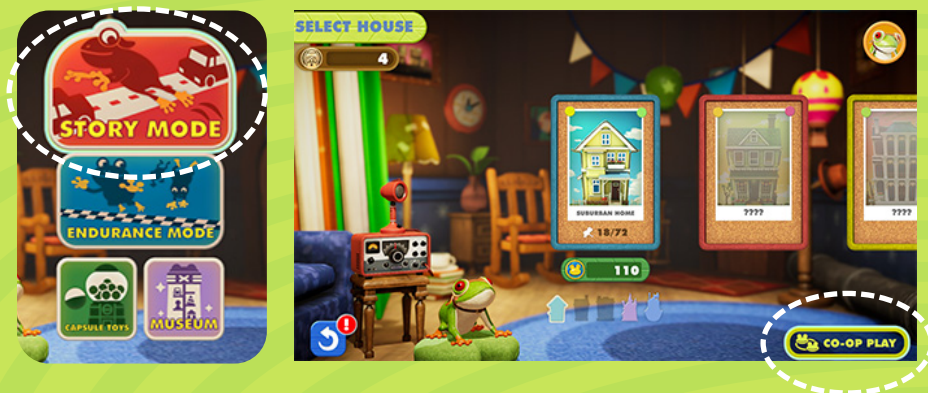


KONAMI



Co-op play settings

Host



Select "Story Mode" from the main menu and tap "Co-op play" on the bottom right of the screen.



Select "Invite to Your Game"



Guest

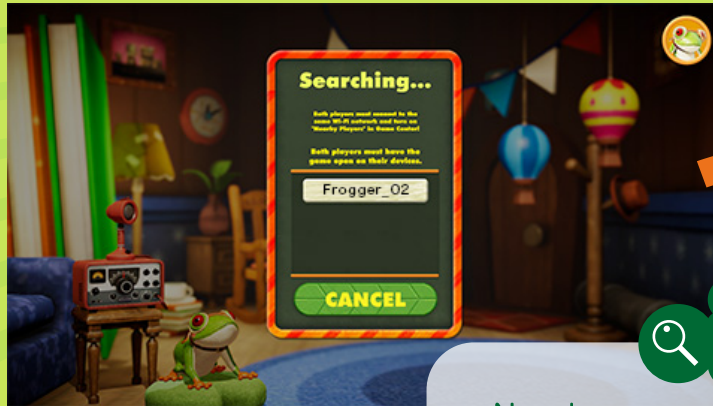
The guest should wait with the game running.



Waiting...



HOST



Choose a co-op partner from players nearby and send an invite.



Once you've sent your invite wait for the guest to accept it.



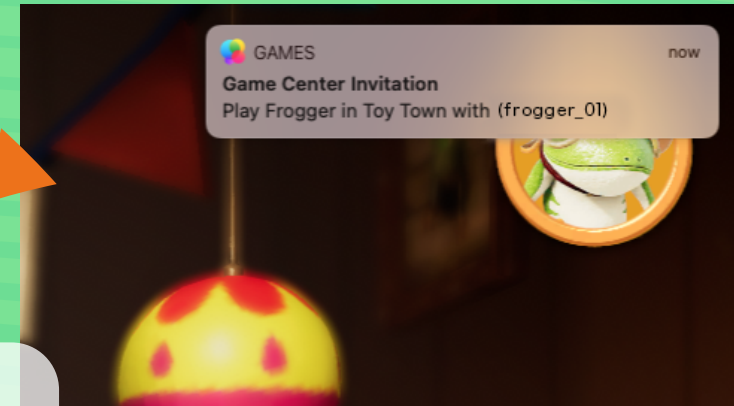
Send an invite notification



Search conditions

- Nearby
- Start up the game
- Turn the "Nearby Player" setting on Game Center to ON.
- **Connect to the same Wi-Fi network**

GUEST



Tap the notification from Game Center to accept the invitation.



 **HOST**

Waiting...

Success🎵



After connecting successfully, your partners nickname will be displayed, and co-op play will begin.



 **GUEST**



Accept the invitation to begin connecting with your partner.

Success🎵



After connecting successfully, your partners nick name will be displayed, and co-op play will begin.

HOST



Select stage

When selecting a stage, a confirmation request is sent to your partner.

Confirmation request



Either player can select a stage in co-op play. Once selected, their partner must also approve it.


GUEST



Approve the request you received



Success!



After the guest joins, you will start the game together on the host's screen.



The guest's device can be used as a controller.



HOST



Stage clear rewards are the same as single play mode. Progress to the next screen is controlled by the player who chose the stage.



You will be returned to the menu. The multiplayer connection is maintained, so you can jump right into the next stage.

GUEST



The player who helped clear the stage will get extra coins as a bonus. You will need to wait for the player who chose this stage to progress to the next screen.



You will be returned to the menu. The multiplayer connection is maintained, so you can jump right into the next stage.

Ending co-op play

Co-op play can be ended by either the host or the guest.

Go to the "CO-OP PLAY" menu and select "Exit Co-op Play" to end the play session.

